

SM-35

SURFACE MOUNT CONTACTS

2.48"Lx.48"Wx.51"H Surface Mount Quick Connect-W/Spacers Screws Covers



Contact Size: 2.48"Lx.48"Wx.51"H

(63mmx12.2mmx13mm)

Standard Magnet Size: 2.48"Lx.48"Wx.51"H

(63mmx12.2mmx13mm)

Standard Gap: .91"(23mm)

Colors: White, Brown, Gray

Resistors Available: Add "R" to part # and Value

Specifications

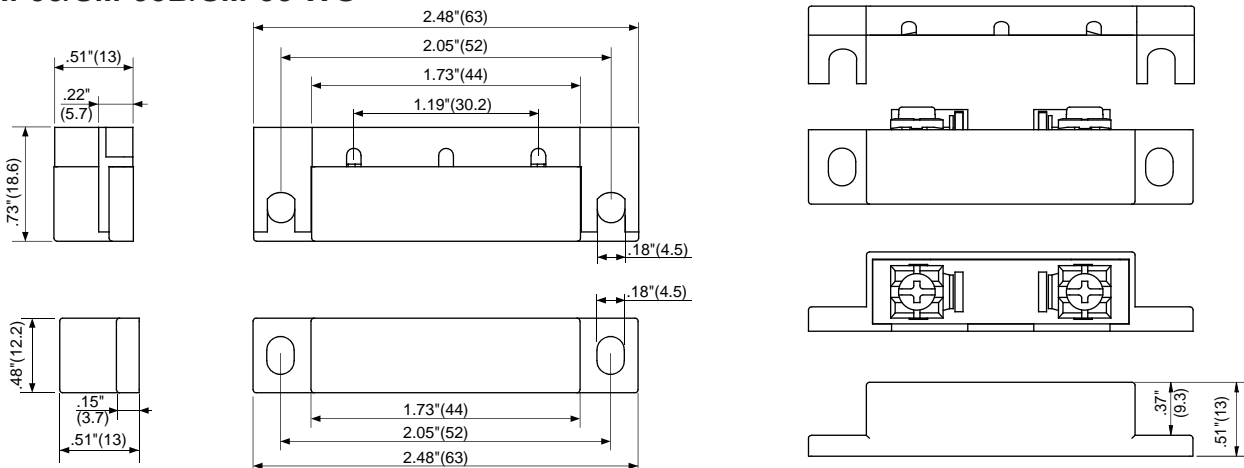
Part Number	Gap Inch(mm)	Loop Open/Closed	Reed Form	Max. Contact Rating (W)	Max. Initial Contact Resistance (mΩ)	Max. Switching Voltage (V)	Max. Switching Current (A)
SM-35	.91"(23)	CLOSED	Normally Open	10	100	AC110/DC100	0.5
SM-35B	.75"(19)	OPEN	Normally Closed	3	100	AC30/DC30	0.2
SM-35 WG	1.26"(32)	CLOSED	Normally Open	10	100	AC110/DC100	0.5
SM-35C	.75"(19)	SPDT	SPDT	3	100	AC30/DC30	0.2

OPERATING TEMPERATURE:-40°C to +60°C

Outline Dimensions

Unit: inch(mm)

SM-35/SM-35B/SM-35 WG



The Best Guarantee Since 1984 : \$50-1

TANE ALARM PRODUCTS

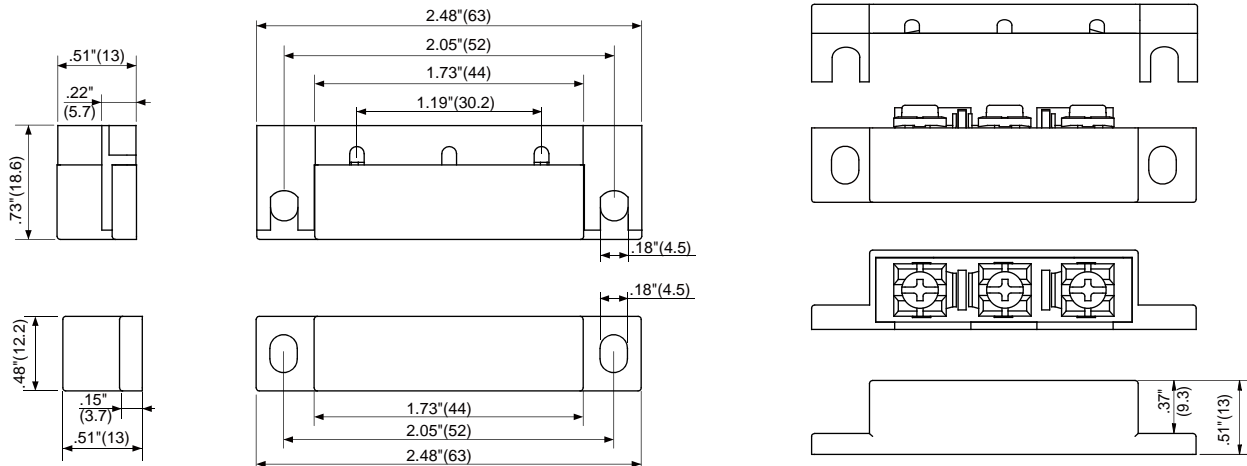
SM-35

SURFACE MOUNT CONTACTS

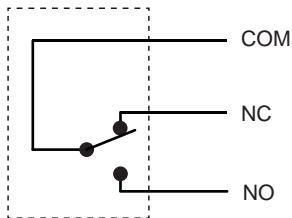
Outline Dimensions

Unit: inch(mm)

SM-35C



SM-35C Wiring Diagram




"We Contact The World"®

The Best Guarantee Since 1984 : \$50-1

TANE ALARM PRODUCTS